


Statement of Unaudited/Audited Financial Results for the Quarter/Year Ended March 31, 2012

PART-I

Sr. No.	Particulars	Standalone				(Rs. In Lacs)
		Unaudited Quarter Ended 31/03/2012	Unaudited Quarter Ended 31/12/2011	Unaudited Quarter Ended 31/03/2011	Audited Year Ended 31/03/2012	Audited Year Ended 31/03/2011
1	Income from operations					
	a) Net sales/income from operations (Net of excise duty)	74803.74	33361.40	46319.81	203834.24	158321.55
	b) Other operating income	0.00	0.00	0.00	0.00	0.00
	Total income from operations (net)	74803.74	33361.40	46319.81	203834.24	158321.55
2	Expenses					
	a) Cost of material consumed	58616.42	14021.88	13572.16	138848.60	43371.11
	b) Purchase of stock-in-trade	10537.08	8081.48	29663.80	38198.25	92523.79
	c) Changes in inventories of finished goods, work in progress and stock in trade					
	d) Employee benefits expenses	-6272.69	-2743.63	-9794.91	-22176.10	-18377.85
	e) Depreciation and amortisation expenses	1900.95	1631.28	1271.61	6032.81	3793.94
	f) Other expenses	1869.30	1730.17	1606.66	7511.18	5578.72
	Total expenses	4059.38	5424.85	2271.18	17198.09	11269.93
3	Profit from operations before other income, finance cost and exceptional items (1-2)	70710.44	28146.03	38590.50	185612.83	138159.64
4	Other income	4093.30	5215.37	7729.31	18221.41	20161.91
5	Profit from ordinary activities before finance cost & exceptional items (3+4)	4743.58	2204.36	62.66	9627.90	2454.39
6	Finance cost	8836.89	7419.73	7791.98	27849.31	22616.30
7	Profit from ordinary activities after finance cost but exceptional items (5-6)	5770.72	4486.39	3254.93	17058.52	7692.14
8	Exceptional items	3066.17	2933.34	4537.04	10790.79	14924.16
9	Profit (+)/ Loss (-) from ordinary activities before tax (7±8)	0.00	0.00	0.00	0.00	0.00
10	Tax Expense	3066.17	2933.34	4537.04	10790.79	14924.16
11	Net Profit (+)/ Loss (-) from ordinary activities after tax (9-10)	1135.30	981.59	1595.19	3607.50	4885.02
12	Extraordinary items (net of tax expenses Lakhs)	1930.86	1951.75	2941.85	7183.29	10039.14
13	Net Profit (+)/ Loss (-) for the period (11±12)	0.00	0.00	0.00	0.00	0.00
14	Paid-up equity share capital of Rs. 10/- each	1930.86	1951.75	2941.85	7183.29	10039.14
15	Reserves excluding Revaluation Reserves	11134.70	9934.70	9934.70	11134.70	9934.70
16	i. Earning per share (EPS) (before extraordinary items) (in Rs.) (not annualised)				96202.90	89803.03
	a) Basic	B- 1.73	B- 1.96	B- 3.73	B- 8.47	B- 12.73
	b) Diluted	D- 1.73	D- 1.96	D- 3.73	D- 8.47	D- 12.73
	ii. Earning per Share (EPS) (after extraordinary items) (in Rs.) (not annualised)					
	a) Basic	B- 1.73	B- 1.96	B- 3.73	B- 8.47	B- 12.73
	b) Diluted	D- 1.73	D- 1.96	D- 3.73	D- 8.47	D- 12.73

PART-II

Sr. No.	Particulars	Select Information for the Quarter and Year ended March 31, 2012				
		Quarter Ended			Year Ended	
		31/03/2012 Unaudited	31/12/2011 Unaudited	31/03/2011 Unaudited	31/03/2012 Audited	31/03/2011 Audited
A	PARTICULARS OF SHAREHOLDING					
1	Public Shareholding					
	- No. of shares	83617956	83617956	83617956	83617956	83617956
	- Percentage of shareholding	75.10%	84.17%	84.17%	75.10%	84.17%
2	Promoters and promoter group shareholding					
	a) Pledge/Encumbered					
	- Number of shares	Nil	Nil	Nil	Nil	Nil
	- Percentage of shares (as a % of the total shareholding of promoter and promoter group)					
	- Percentage of shares (as a % of the total share capital of the company)					
	b) Non-encumbered					
	- Number of shares	27729044	15729044	15729044	27729044	15729044
	- Percentage of shares (as a % of the total shareholding of promoter and promoter group)	24.90%	100.00%	100.00%	24.90%	100.00%
	- Percentage of shares (as a % of the total share capital of the company)	24.90%	15.83%	15.83%	24.90%	15.83%



		3 months ended March 31, 2012
B	INVESTOR COMPLAINTS	
	Pending at the beginning of the quarter	0
	Received during the quarter	4
	Disposed during the quarter	4
	Remaining unresolved at the end of the quarter	0

Notes:

- 1 The above results are reviewed by the Audit Committee and taken on record at the meeting of the Board of Directors on 29.05.2012.
- 2 Consolidation has been made by applying Accounting Standard-21 "Consolidated Financial Statements" issued by the Institute of Chartered Accountants of India.
- 3 The Consolidated Financial results include results of M/s SE Exports, M/s Kudu Industries, SEL Textiles Ltd., Silverline Corporation Ltd., Omega Hotels Ltd. and SEL Aviation Pvt. Ltd., Subsidiaries of the Company.
- 4 The Company has only one Reportable Segment i.e. "Textiles", hence Segment Reporting required under AS-17 is not applicable.
- 5 Increase in Share Capital in this year is due to allotment of 1,20,00,000 Equity Shares on account of conversion of convertible warrants.
- 6 During the financial year ended March 31, 2012, total of 1,30,560 Spindles have become operational at the new unit of the Company in the State of Madhya Pradesh.
- 7 Previous period's figures have been re-grouped and re-classified wherever necessary/have been redrawn to conform to the current year's classification as per the notification of Revised Schedule VI under the Companies Act, 1956.
- 8 Figures of the quarter ended 31st March, 2012 and 31st March, 2011 are the balancing figures between audited figures in respect of full financial year and published year to date figures upto the third quarter of the relevant financial year.

For and on behalf of Board of Directors


Neeraj Saluja
Managing Director




Date: 29.05.2012
Place: Ludhiana

Standalone Statement of Assets and Liabilities

PARTICULARS	(Rs. In Lacs)	
	AS AT 31.03.2012	AS AT 31.03.2011
	Audited	Audited
A. EQUITY AND LIABILITIES		
1. Shareholders' Funds		
(a) Share Capital		
(b) Reserves & Surplus	11,134.70	9,934.70
(c) Money Received Against Share Warrants	96,202.90	89,803.03
Sub total - Shareholders' funds	-	-
	107,337.60	99,737.73
2. Share Application Money Pending Allotment	-	-
3. Non Current Liabilities		
(a) Long Term Borrowings		
(b) Deferred Tax Liabilities (Net)	151,408.01	101,762.64
(c) Other Long Term Liabilities	9,534.99	6,144.68
(d) Long Term Provisions	-	-
Sub total - Non Current Liabilities	72.62	12.00
	161,015.62	107,919.32
4. Current Liabilities		
(a) Short Term Borrowings		
(b) Trade Payables	80,177.17	47,106.36
(c) Other Current Liabilities	18,483.87	14,749.99
(d) Short Term Provisions	22,968.11	19,702.97
Sub total - Current Liabilities	2,102.42	2,983.28
	123,731.57	84,542.60
TOTAL-EQUITY AND LIABILITIES		
	392,084.79	292,199.65
B. ASSETS		
1. Non Current Assets		
(a) Fixed Assets		
(i) Tangible Assets		
(ii) Intangible Assets	135,229.21	87,540.32
(iii) Capital Work in Progress	337.81	-
(iv) Intangible Assets Under Development	55,083.55	21,109.18
(b) Non Current Investments	-	-
(c) Deferred Tax Assets (Net)	18,571.88	21,423.00
(d) Long Term Loans & Advances	-	-
(e) Other Non-Current Assets	28,379.67	38,862.65
Sub total - Non Current Assets	3,066.83	1,716.42
	240,668.95	170,651.57
2. Current Assets		
(a) Current Investments		
(b) Inventories	-	-
(c) Trade Receivables	61,652.44	54,987.36
(d) Cash & Cash Equivalents	63,191.85	43,891.65
(e) Short Term Loans & Advances	7,320.58	10,833.88
(f) Other Current Assets	7,926.37	5,455.46
Sub total - Current Assets	11,324.60	6,379.73
	151,415.84	121,548.08
TOTAL - ASSETS		
	392,084.79	292,199.65

For and on behalf of Board of Directors

Neeraj
Neeraj Saluja
Managing Director



Date: 29.05.2012
Place: Ludhiana

Statement of Consolidated Unaudited/Audited Financial Results for the Quarter/Year Ended March 31, 2012

PART-I

Sr. No.	Particulars	Consolidated				(Rs. in Lacs)
		Unaudited Quarter Ended 31/03/2012	Unaudited Quarter Ended 31/12/2011	Unaudited Quarter Ended 31/03/2011	Audited Year Ended 31/03/2012	Audited Year Ended 31/03/2011
1	Income from operations					
	a) Net sales/income from operations (Net of excise duty)	81244.50	37325.47	48077.07	222154.04	170268.69
	b) Other operating income	0.00	0.00	0.00	0.00	0.00
	Total income from operations (net)	81244.50	37325.47	48077.07	222154.04	170268.69
2	Expenses					
	a) Cost of material consumed	69910.65	5851.66	2674.37	152022.24	49350.55
	b) Purchase of stock-in-trade	10824.21	13000.88	40410.95	42531.30	91521.34
	c) Changes in inventories of finished goods, work in progress and stock in trade	-13686.72	2026.14	-10412.52	-30055.47	-19856.90
	d) Employee benefits expenses	2130.34	1931.10	1563.05	7128.78	4837.19
	e) Depreciation and amortisation expenses	2075.33	1894.74	1759.73	8185.11	6101.24
	f) Other expenses	5132.23	6890.95	3036.88	22180.42	15271.73
	Total expenses	76386.04	31595.47	39032.47	201992.38	147225.15
3	Profit from operations before other income, finance cost and exceptional items (1-2)	4858.47	5730.00	9044.60	20161.66	23043.54
4	Other income	4887.68	2458.23	-495.88	10929.10	2372.80
5	Profit from ordinary activities before finance cost & exceptional items (3+4)	9746.15	8188.23	8548.72	31090.76	25416.34
6	Finance cost	6222.70	4835.58	3623.26	18458.20	8824.84
7	Profit from ordinary activities after finance cost but exceptional items (5-6)	3523.45	3352.65	4925.46	12632.56	16591.50
8	Exceptional items	0.00	0.00	0.00	0.00	0.00
9	Profit (+)/ Loss (-) from ordinary activities before tax (7+8)	3523.45	3352.65	4925.46	12632.56	16591.50
10	Tax Expense	1405.76	1130.60	1689.15	4385.32	5336.22
11	Net Profit (+)/ Loss (-) from ordinary activities after tax (9-10)	2117.68	2222.05	3236.32	8247.24	11255.28
12	Extraordinary items (net of tax expenses _____ Lakhs)	0.00	0.00	0.00	0.00	0.00
13	Net Profit (+)/ Loss (-) for the period (11+12)	2117.68	2222.05	3236.32	8247.24	11255.28
14	Share of profit/(loss) of associates	0.00	0.00	0.00	0.00	0.00
15	Minority interest	-35.75	-0.13	2.82	-33.58	7.05
16	Net Profit (+)/ Loss (-) after taxes, minority interest and share of profit/(loss) of associates (+13+14+15)	2153.44	2222.18	3233.50	8280.82	11248.23
17	Paid-up equity share capital of Rs. 10/- each	11134.70	9934.70	9934.70	11134.70	9934.70
18	Reserves excluding Revaluation Reserves				98296.74	91450.62
19	i. Earning per share (EPS) (before extraordinary items) (in Rs.) (not annualised)					
	a) Basic	B- 1.93	B- 2.24	B- 4.10	B- 9.73	B- 14.27
	b) Diluted	D- 1.93	D- 2.24	D- 4.10	D- 9.73	D- 14.27
	ii. Earning per Share (EPS) (after extraordinary items) (in Rs.) (not annualised)					
	a) Basic	B- 1.93	B- 2.24	B- 4.10	B- 9.73	B- 14.27
	b) Diluted	D- 1.93	D- 2.24	D- 4.10	D- 9.73	D- 14.27

PART-II

Select Information for the Quarter and Year ended March 31, 2012

Sr. No.	Particulars	Quarter Ended				
		31/03/2012 Unaudited	31/12/2011 Unaudited	31/03/2011 Unaudited	Year Ended	
					31/03/2012 Audited	31/03/2011 Audited
A	PARTICULARS OF SHAREHOLDING					
1	Public Shareholding					
	- No. of shares	83617956	83617956	83617956	83617956	83617956
	- Percentage of shareholding	75.10%	84.17%	84.17%	75.10%	84.17%
2	Promoters and promoter group shareholding					
	a) Pledge/Encumbered					
	- Number of shares	Nil	Nil	Nil	Nil	Nil
	- Percentage of shares (as a % of the total shareholding of promoter and promoter group)					
	- Percentage of shares (as a % of the total share capital of the company)					
	b) Non-encumbered					
	- Number of shares	27729044	15729044	15729044	27729044	15729044
	- Percentage of shares (as a % of the total shareholding of promoter and promoter group)	100%	100%	100%	100%	100%
	- Percentage of shares (as a % of the total share capital of the company)	24.90%	15.83%	15.83%	24.90%	15.83%

For and on behalf of Board of Directors

Neeraj
Neeraj Saluja
Managing Director



Date: 29.05.2012
Place: Ludhiana


Consolidated Statement of Assets and Liabilities

(Rs. In Lacs)

PARTICULARS	AS AT	AS AT
	31.03.2012	31.03.2011
	Audited	Audited
A. EQUITY AND LIABILITIES		
1. Shareholders' Funds		
(a) Share Capital	11,134.70	9,934.70
(b) Reserves & Surplus	98,296.74	91,450.62
(c) Money Received Against Share Warrants	-	-
Sub total - Shareholders' funds	109,431.44	101,385.32
2. Share Application Money Pending Allotment	-	-
3. Minority Interest	188.13	31.58
4. Non Current Liabilities		
(a) Long Term Borrowings	202585.28	112,096.51
(b) Deferred Tax Liabilities (Net)	9977.22	6,425.12
(c) Other Long Term Liabilities	-	-
(d) Long Term Provisions	73.21	12.01
Sub total - Non Current Liabilities	212,635.71	118,533.63
5. Current Liabilities		
(a) Short Term Borrowings	98,423.73	52,978.36
(b) Trade Payables	21,865.95	18,535.19
(c) Other Current Liabilities	24,705.30	18,524.37
(d) Short Term Provisions	2,720.10	3,313.37
Sub total - Current Liabilities	147,715.08	93,351.29
TOTAL-EQUITY AND LIABILITIES	469,970.36	313,301.82
B. ASSETS		
1. Non Current Assets		
(a) Fixed Assets		
(i) Tangible Assets	149,729.04	96,998.92
(ii) Intangible Assets	2,282.60	-
(iii) Capital Work in Progress	77,067.70	29,129.40
(iv) Intangible Assets Under Development	-	-
(b) Non Current Investments	7,240.69	5,454.09
(c) Deferred Tax Assets (Net)	-	-
(d) Long Term Loans & Advances	49,858.55	39,202.37
(e) Other Non-Current Assets	3,068.60	1,809.62
Sub total - Non Current Assets	289,247.18	172,594.40
2. Current Assets		
(a) Current Investments	-	-
(b) Inventories	76,778.38	66,800.59
(c) Trade Receivables	72,422.21	45,559.95
(d) Cash & Cash Equivalents	8,822.41	10,782.01
(e) Short Term Loans & Advances	11,375.57	11,185.15
(f) Other Current Assets	11,324.61	6,379.72
Sub total - Current Assets	180,723.18	140,707.42
TOTAL - ASSETS	469,970.36	313,301.82

For and on behalf of Board of Directors

Neeraj Sahuja
Managing Director



Date: 29.05.2012
Place: Ludhiana