

# SEL MANUFACTURING COMPANY LIMITED




Regd Office: 274, Dhandari Khurd, G.T. Road, Ludhiana - 141 014, Punjab, India  
Tel: +91-161-7111117, Fax: +91-161-7111118, Website: www.selindia.in  
CIN: L51909PB2000PLC023679

## Format of Holding of Specified Securities:

1. Name of Listed Entity: **SEL Manufacturing Company Limited**
2. Scrip Code/Name of Scrip/Class of Security: **532886 (SELMCL)**
3. Share Holding Pattern Filed under:  
Report for Quarter Ending: **Reg. 31(1)(b)**  
**30<sup>th</sup> September, 2018**
4. Declaration:

	<b>PARTICULARS</b>	<b>YES</b>	<b>NO</b>
1	Whether the Listed Entity has issued any partly paid up shares?		NO
2	Whether the Listed Entity has issued any Convertible Securities or Warrants?		NO
3	Whether the Listed Entity has any shares against which depository receipts are issued?	YES	
4	Whether the Listed Entity has any shares in locked-in?		NO
5	Whether any shares held by promoters are pledge or otherwise encumbered?	YES	

5. The tabular format for disclosure of holding of specified securities is as follows:-



**SEL Manufacturing Company Limited**

**Table I - Summary Statement holding of specified securities**

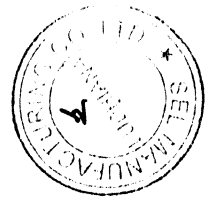
Category	(i)	(ii)	Nos. of shareholders	No. of sharehold equity shares held	(iii)	No. of fully paid up equity shares held	(iv)	No. of Partly paid-up equity shares held	(v)	No. of shares underlying Depository Receipts	(vi)	Total nos. shares held	(vii)	As a % of total shares held (viii)	Shareholding as a % of securities	Number of Voting Rights held in each class of securities		Shareholding, as a % assuming full conversion of convertible securities (as a percentage of diluted share warrants) capital (xi)	Number of Locked in shares		Number of Shares pledged or otherwise encumbered		Number of equity shares held in dematerialized form (xiv)	
																Class eg: X	Class eg: Y		Total	(a)	(b)	(a)		(b)
(A)	Promoter & Promoter Group	7	52275198	52275198	0	52275198	18.5540	0	52275198	0	52275198	18.5540	0	0.0000	0	0.0000	0	18.5540	0	52275198	100.00000	52275198	NA	229164301
(B)	Public	55508	22947302	22947302	0	22947302	81.4460	0	22947302	0	22947302	81.4460	0	0.0000	0	0.0000	0	81.4460	0	NA	NA	NA	NA	NA
(C)	Non Promoter - Non Public	1	0	0	0	0	0.0000	0	0	0	0	0.0000	0	0.0000	0	0.0000	0	0.0000	0	NA	NA	NA	NA	49600000
(C1)	Shares Underlying DRs	0	0	0	0	0	0.0000	0	0	0	0	0.0000	0	0.0000	0	0.0000	0	0.0000	0	NA	NA	NA	NA	0
(C2)	Shares Held By Employee Trust	55516	281747000	281747000	0	281747000	100.0000	0	281747000	0	281747000	100.0000	0	0.0000	0	0.0000	0	100.0000	0	52275198	15.776500	52275198	15.776500	331039499
	Total																							




**SEL Manufacturing Company Limited**

**Table II - Statement showing shareholding pattern of the Promoter and Promoter Group**

Category & Name of the shareholders (i)	Nos. of shareholders (iii)	No. of fully paid up equity shares held (iv)	Partly paid-up equity shares held (v)	No. of shares underlying Depository Receipts (vi)	Shareholding % calculated as per SCRR, 1957 As a % of Total nos. shares held [(vii) = (viii) As a % of (ix)]	Number of Voting Rights held in each class of securities			No. of Shares Underlying Outstanding convertible securities (as a percentage of diluted share capital) (x)	Number of Locked in shares		Number of Shares pledged or otherwise encumbered		Number of equity shares held in dematerialised form (xiv)
						Class eg: X	Class eg: Y	Total (A+B+C)		No. (a)	As a % of total Shares held(b)	No. (a)	As a % of total Shares held(b)	
<b>1</b>														
(a) Indian Individuals / Hindu Undivided Family	6	36729044	0	0	36729044	13.0362	36729044	0	13.0362	0	0.0000	36729044	36729044	
Neeraj Saluja	1	9871510	0	0	9871510	3.5037	9871510	0	3.5037	0	0.0000	9871510	9871510	
Dhiraj Saluja	1	8371506	0	0	8371506	2.9713	8371506	0	2.9713	0	0.0000	8371506	8371506	
Sneh Lata	1	4621507	0	0	4621507	1.6403	4621507	0	1.6403	0	0.0000	4621507	4621507	
Reema Saluja	1	4621506	0	0	4621506	1.6403	4621506	0	1.6403	0	0.0000	4621506	4621506	
Ritu Saluja	1	4621505	0	0	4621505	1.6403	4621505	0	1.6403	0	0.0000	4621505	4621505	
Ram Saren Saluja	1	4621505	0	0	4621505	1.6403	4621505	0	1.6403	0	0.0000	4621505	4621505	
(b) Central Government / State Government(s)	0	0	0	0	0	0.0000	0	0	0.0000	0	0.0000	0	0	
(c) Financial Institutions / Banks	0	0	0	0	0	0.0000	0	0	0.0000	0	0.0000	0	0	
(d) Any Other (Specify)	1	15546154	0	0	15546154	5.5178	15546154	0	5.5178	0	0.0000	15546154	15546154	
Bodies Corporate	1	15546154	0	0	15546154	5.5178	15546154	0	5.5178	0	0.0000	15546154	15546154	
Shiv Narayan Investments Pvt.Ltd	1	15546154	0	0	15546154	5.5178	15546154	0	5.5178	0	0.0000	15546154	15546154	
Sub Total (A)(1)	7	52275198	0	0	52275198	18.5540	52275198	0	18.5540	0	0.0000	52275198	52275198	
Foreign														
(a) Individuals (Non-Resident Individuals / Foreign Individuals)	0	0	0	0	0	0.0000	0	0	0.0000	0	0.0000	0	0	
(b) Government	0	0	0	0	0	0.0000	0	0	0.0000	0	0.0000	0	0	
(c) Institutions	0	0	0	0	0	0.0000	0	0	0.0000	0	0.0000	0	0	
(d) Foreign Portfolio Investor	0	0	0	0	0	0.0000	0	0	0.0000	0	0.0000	0	0	
(e) Any Other (Specify)	0	0	0	0	0	0.0000	0	0	0.0000	0	0.0000	0	0	
Sub Total (A)(2)	0	0	0	0	0	0.0000	0	0	0.0000	0	0.0000	0	0	
Total Shareholding Of Promoter And Promoter Group (A)= (A)(1)+(A)(2)	7	52275198	0	0	52275198	18.5540	52275198	0	18.5540	0	0.0000	52275198	52275198	





**SEL Manufacturing Company Limited**

**Table III - Statement showing shareholding pattern of the Public shareholder**

Category & Name of the shareholders	(iii)	(iv)	(v)	Partly paid-up equity shares held	No. of shares underlying Depository Receipts	Shareholding % as per SCRR, 1957 As a % of Total nos. shares held (VII) = (VIII) As a	Number of Voting Rights held in each class of securities		No. of Shares Underlying Outstanding convertible securities (including Warrants) diluted (X)	Weightage, as a % assuming conversion of convertible securities (as a percentage of diluted shares) (XI) =	Number of Locked in shares		Number of Shares pledged or otherwise encumbered		Number of equity shares held in dematerialised form (XIV)
							No. of Voting Rights	% of (A+B+C)			No. (a)	As a % of total Shares held (b)	No. (a)	As a % of total Shares held (b)	
1															
(a) Institutions															
(b) Mutual Fund	0	0	0	0	0	0.0000	0	0.0000	0	0.0000	0	0.0000	NA	NA	0
(c) Venture Capital Funds	0	0	0	0	0	0.0000	0	0.0000	0	0.0000	0	0.0000	NA	NA	0
(d) Alternate Investment Funds	0	0	0	0	0	0.0000	0	0.0000	0	0.0000	0	0.0000	NA	NA	0
(e) Foreign Venture Capital Investors	0	0	0	0	0	0.0000	0	0.0000	0	0.0000	0	0.0000	NA	NA	0
(f) Foreign Portfolio Investor	3	42178900	0	0	42178900	14.9705	0	42178900	14.9705	0	0.0000	0.0000	NA	NA	42178900
(g) Davos International Fund	1	15969651	0	0	15969651	5.6681	0	15969651	5.6681	0	0.0000	0.0000	NA	NA	15969651
(h) Leman Diversified Fund	1	14620057	0	0	14620057	5.1891	0	14620057	5.1891	0	0.0000	0.0000	NA	NA	14620057
(i) Sparrow Asia Diversified Opportunities Fund	1	11589192	0	0	11589192	4.1133	0	11589192	4.1133	0	0.0000	0.0000	NA	NA	11589192
(j) Financial Institutions / Banks	1	5086	0	0	5086	0.0018	0	5086	0.0018	0	0.0000	0.0000	NA	NA	5086
(k) Insurance Companies	0	0	0	0	0	0.0000	0	0	0.0000	0	0.0000	0.0000	NA	NA	0
(l) Provident Funds/ Pension Funds	0	0	0	0	0	0.0000	0	0	0.0000	0	0.0000	0.0000	NA	NA	0
(m) Any Other (Specify)	0	0	0	0	0	0.0000	0	0	0.0000	0	0.0000	0.0000	NA	NA	0
(n) Sub Total (B)(1)	4	42183986	0	0	42183986	14.9723	0	42183986	14.9723	0	0.0000	0.0000	NA	NA	42183986
2 Central Government/ State Government(s)/ President of India															
(a) Sub Total (B)(2)	0	0	0	0	0	0.0000	0	0	0.0000	0	0.0000	0.0000	NA	NA	0
3 Non-Institutions															
(a) Individuals															
(i) Individual shareholders holding nominal share capital up to Rs. 2 lakhs.	52458	63012055	0	0	63012055	22.3647	0	63012055	22.3647	0	0.0000	0.0000	NA	NA	63004554
(ii) Individual shareholders holding nominal share capital in excess of Rs. 2 lakhs.	945	94481853	0	0	94481853	33.5343	0	94481853	33.5343	0	0.0000	0.0000	NA	NA	94231853
(b) Binda R Naik		3425563	0	0	3425563	1.2158	0	3425563	1.2158	0	0.0000	0.0000	NA	NA	3425563
(c) Rama Dhanath Naik		5322796	0	0	5322796	1.8892	0	5322796	1.8892	0	0.0000	0.0000	NA	NA	5322796
(d) Ramakrishna Reddy Chinta		9850021	0	0	9850021	3.4961	0	9850021	3.4961	0	0.0000	0.0000	NA	NA	9850021
(e) Shankar Kumar		4024806	0	0	4024806	1.4285	0	4024806	1.4285	0	0.0000	0.0000	NA	NA	4024806
(f) NBFCs registered with RBI	5	114329	0	0	114329	0.0406	0	114329	0.0406	0	0.0000	0.0000	NA	NA	114329
(g) Employee Trusts	0	0	0	0	0	0.0000	0	0	0.0000	0	0.0000	0.0000	NA	NA	0
(h) Overseas Depositories(holding DRs) (balancing figure)	0	0	0	0	0	0.0000	0	0	0.0000	0	0.0000	0.0000	NA	NA	0
(i) Any Other (Specify)	2096	29679579	0	0	29679579	10.5342	0	29679579	10.5342	0	0.0000	0.0000	NA	NA	29629579
(j) Trusts	1	500	0	0	500	0.0002	0	500	0.0002	0	0.0000	0.0000	NA	NA	500
(k) Hindu Undivided Family	1370	5610414	0	0	5610414	1.9913	0	5610414	1.9913	0	0.0000	0.0000	NA	NA	5610414
(l) Non Resident Indians (Non Repat)	73	332902	0	0	332902	0.1182	0	332902	0.1182	0	0.0000	0.0000	NA	NA	332902
(m) Non Resident Indians (Repat)	210	5083729	0	0	5083729	1.8044	0	5083729	1.8044	0	0.0000	0.0000	NA	NA	5083729
(n) Clearing Member	99	1778464	0	0	1778464	0.6312	0	1778464	0.6312	0	0.0000	0.0000	NA	NA	1778464
(o) Bodies Corporate	343	16873570	0	0	16873570	5.9889	0	16873570	5.9889	0	0.0000	0.0000	NA	NA	16823570
(p) R K R Investments Services Private Limited	1	5050000	0	0	5050000	1.7924	0	5050000	1.7924	0	0.0000	0.0000	NA	NA	5050000
(q) Sub Total (B)(3)	55504	187287816	0	0	187287816	66.4738	0	187287816	66.4738	0	0.0000	0.0000	NA	NA	186980315
(r) Total Public Shareholding (B) = (B)(1)+(B)(2)+(B)(3)	55508	229471802	0	0	229471802	81.4460	0	229471802	81.4460	0	0.0000	0.0000	NA	NA	229164307

**SEL Manufacturing Company Limited**

**Table IV - Statement showing shareholding pattern of the Non Promoter- Non Public shareholder**

Category & Name of the shareholders (i)	Nos. of shareholders	No. of fully paid up equity shares held (IV)	Partly paid-up equity shares held (V)	No. of shares underlying Depository Receipts (VI)	Total nos. 1957 As a % of (A+B+C2) (VII) =	Shareholding % as per SCRR, 1957 As a % of (A+B+C2) (VIII) As a	Number of Voting Rights held in each class of securities			Shareholding, as a % assuming full conversion of convertible securities (as a percentage of diluted share capital) (X)=	Number of Locked in shares		Number of Shares pledged or otherwise encumbered		Number of equity shares held in dematerialised form (XIV)
							No of Voting Rights	Total as a % of (A+B+C) Class eg: X Class eg: Y Total (IX)	No. of Shares Underlying Outstanding convertible securities (including Warrants) (X)		No. (a)	No. (b)	No. (a)	No. (b)	
1. Custodian/DR Holder	1	0	0	49600000	49600000	17.6044	0	0	0	17.6044	0	0.0000	NA	NA	49600000
Employee Benefit Trust (under SEBI (Share based Employee Benefit) Regulations, 2014)	0	0	0	0	0	0.0000	0	0	0	0.0000	0	0.0000	NA	NA	0
<b>Total Non-Promoter- Non Public Shareholding (C)= (C1)+(C)2</b>	<b>1</b>	<b>0</b>	<b>0</b>	<b>49600000</b>	<b>49600000</b>	<b>17.6044</b>	<b>0</b>	<b>0</b>	<b>0</b>	<b>17.6044</b>	<b>0</b>	<b>0.0000</b>	<b>NA</b>	<b>NA</b>	<b>49600000</b>

